

The Art of Faith

Overview

Islam is the second largest religion in the world and the fastest growing. Because faith is an integral part of people's life, it is often the subject of beautiful works of art. Material objects are often created to reflect the feelings and values of the artist. In this lesson, students will virtually visit the Metropolitan Museum of Art in New York and the British Museum in London to find the Five Pillars of the Islamic faith in works of art. Each work of art in the virtual tour will help explain different tenets or beliefs of the Islamic faith. With each work of art, students will be directed to other sources that help explain things with more depth. The goal of the lesson is to answer two questions:

1. What are the 5 Pillars of Islam?
2. How does art reflect and support religious beliefs and practice?

Grade

9

Subject

World History

Essential Standards

- WH.H.1.2 - Use historical comprehension to consider analyze visual, literary and musical sources.
- WH.H.2.5 - Analyze the development and growth of major Eastern and Western religions (e.g. Including but not limited to Buddhism, Christianity, Confucianism, Hinduism, Islam, Judaism, and Shintoism, etc.).

Essential Questions

- What are the 5 Pillars of Islam?
- How does art reflect and support religious beliefs and practice?

Materials

- Student Handout: The Art of Faith - Islam (attached and online at <https://goo.gl/6U7t1B>)
- Teacher Presentation - The Art of Faith - Islam (attached and online at <https://goo.gl/WNDcko>)
- Computers or laptops with internet access for each student
- Teacher computer with projection capabilities

Duration

Part 1 (Virtual Tour) = 40 minutes x 4 days

Part 2 (Expressing Yourself) = 40 minutes x 1 day for research, allow 1 week outside of class for coin bank creation

Student Preparation

This lesson should be used after students have a basic understanding of the founding and basic beliefs of the Islamic faith.

Procedure

Part 1 - Virtual Tour - The Art of Faith

*This lesson was created by Carla Ingram as part of the Global Islam and the Arts Teacher Fellows program.
For more information about the program, please visit ncmideast.org.*

Day One: Intro and Tour Stop 1

1. Using the attached slides or Google Slides presentation, [Teacher Presentation - The Art of Faith - Islam](#), review with students some basic info about the Islamic faith.
2. Slide 2: Ask students what they notice about the map. After hearing their observations, help them notice that Islam is practiced all around the world.
3. Slides 3-6: Use slides 3-6 to review with students the basic info about the Islamic faith. Define Islam and Muslim. Tell students that there are about 1.8 billion Muslims in the world. Remind them that Islam is a Abrahamic religion, and it traces its roots through the Prophet Abraham, just like Judaism and Christianity. Review the 5 Pillars of Islam with students: Shahada, Salat, Zakat, Sawm, and Hajj.
4. Facilitate a discussion about the quote on slide 7. Ask students:
 - Why do you think art is important?
 - How does art enhance our human experience?
5. Slide 8: Discuss each of the seven purposes of art from the book *Art as Therapy* by Alain De Botton and John Armstrong: appreciation, growth, self-understanding, re-balancing, sorrow, hope, and memory. Ask students to explain which one they find most important.
6. Slide 9: Ask students to explain what they think Edgar Degas meant by his quote on Slide 9, “Art is not what you see, but what you make others see.”
7. Slide 10: Give students the handout for The Art of Faith lesson, and make sure that they all have access to a computer or laptop. Use slide 10 to begin introducing students to the project. Explain that art often reflects faith because it is such a personal and deeply emotional part of a person’s life.
8. Slide 11: Explain that students will be virtually visiting the Metropolitan Museum of Art, the British Museum, and several other sources to find the five pillars of Islam through art.
9. Slides 12-13: Use these two slides to allow students to see the five works of art they will be using in the lesson. Avoid giving them time to discuss the art at this time. Discussion of the art will be better after students have completed the activity. Simply show these slides.
10. Direct students to complete the Day 1 Tour Stop: First Pillar - Declaration of Faith – Shahada on their handout. Have them click on the hyperlinks to find information and complete the various questions.

Days 2-4: Tour Stops 2-4

11. Slide 15-19: Each day, allow students time to discuss the previous day’s essential question while projecting the slide representing the tour stop being discussed. .
12. Then allow students time to complete the next tour stop. Day 2=Tour Stop 2, Day 3=Tour Stop 3, etc... Students should fill in their handout each day by clicking the hyperlinks to discover information about the pillars of Islam.

Part 2 - Expressing Yourself - The Art of Faith

Day 5: Expressing Yourself

1. Slide 19: Allow students time to discuss the previous day’s essential question while projecting the slide.
2. Slide 20: Introduce Part 2 of the lesson: Expressing Yourself. Tell students they will be learning about the

third pillar of Islam: Zakat (charitable giving) and researching a local charity. Then tell students they will be using recycled materials to create an original coin bank that artistically represents the charity they researched. Upon completion, the goal will be to fill up the bank with spare change and then donate the proceeds to the charity.

3. Slide 21: Allow students time to complete the Background Research and Charity Research part on their handout. You may have to do some research ahead of time to create a list of charities in your geographical area. Here is a link to [The 100 Largest U.S. Charities from Forbes Magazine](#). When students have finished their research, allow time for a class discussion about their answers:
 - Which charity did you choose to research and why?
 - What is the mission statement of the charity?
 - What services does the charity provide for the community?
 - How can people become involved with the organization?
 - Have you ever volunteered with a charity? What was your experience like?
4. Slide 22-24: Before students begin their art project, use Slides 22-23 to suggest a Google image search and to discuss the rubric for the project. Allow students to research individually for the rest of class. Allow 1 week outside of class for coin bank creation. When students turn in their coin bank, allow time for short presentations or a classroom gallery walk so that students may see each other's work.

Name: _____

The Art of Faith

Islam

Islam is the second largest religion in the world and the fastest growing. It was founded in the 600s by Muhammad on the Arabian Peninsula. Because faith is an integral part of people's life, it is often the subject of beautiful works of art. Material objects are often created to reflect the feelings and values of the artist. This week we are going to virtually visit the **Metropolitan Museum of Art in New York** and the **British Museum** to find the Five Pillars of the Islamic faith. These are the five basic practices of Muslims since the time of Muhammad.



Each work of art in our virtual tour will help explain different tenets or beliefs of the Islamic faith. Also with each work of art, you will be directed to other sources that help explain things with more depth. You will notice that there are only four pillars covered in Part 1. The third pillar, Zakat, is the subject of Part 2.

Your goal is to answer two questions:

- I. What are the 5 Pillars of Islam?
- II. How does art reflect and support religious beliefs and practice?

Part 1 - Virtual Tour - The Art of Faith

Day 1 Tour Stop - First Pillar - Declaration of Faith - Shahada

Visit the Metropolitan Museum of Art Virtual Gallery: [Gold Coin](https://goo.gl/dqDo7R) (<https://goo.gl/dqDo7R>)

Take time to zoom in on the piece and examine all parts of it. Read the description.

1. What are your first impressions of this piece? What stands out? What do you notice first? (2 sentences)
2. What is the time period of the piece?
3. What is the item made of? How is it made?
4. Based on the informational paragraph you learn that early Muslim rulers relied on existing Byzantine coins already in newly converted lands. Why would rulers continue to use existing coins?
5. What elements of the older coins are changed as time goes by? Why do you think these elements are eliminated from the coins?
6. Muslim rulers instead include the Shahada which is the Muslim statement of faith. List it here:

Background information: Visit the [BBC Religions Site explaining Shahada](https://goo.gl/vK2uUU). (<https://goo.gl/vK2uUU>)

7. What are Muslims declaring when they recite the Shahada?
8. Read the first four paragraphs from the following blog: [The Globe-Trotting Coin](https://goo.gl/zWlbuo). (<https://goo.gl/zWlbuo>)
 - a. The article discusses the differences in transportability between modern and ancient coins. In what way were ancient coins instruments of power? (3 sentences).
 - b. Knowing how important coins were in carrying the message of an empire, why do you think a Muslim ruler would include the Shahada on a coin? What do you think they are hoping to accomplish?
9. Essential Question: Based on this work of art, answer the following essential question: How does art reflect and support religious beliefs and practice?

Day 2 Tour Stop - Second Pillar - Prayer - Salat

Visit the Metropolitan Museum of Art Virtual Gallery: [Carpet with Triple-Arch Design](https://goo.gl/enb7vL) (<https://goo.gl/enb7vL>)

Take time to zoom in on the piece and examine all parts of it. Read the description.

10. What are your first impressions of this piece? What stands out? What do you notice first? (2 sentences)
11. What is the time period of the piece?
12. What is the item made of? How is it made?

Background information: Visit the [BBC Religions Site explaining Salat](https://goo.gl/OvgcRc). (<https://goo.gl/OvgcRc>)

13. How many times per day do Muslims pray?
14. Explain how the prayer ritual unifies Muslims around the world.
15. Look through the [physical movements](https://goo.gl/MeLWxB) (<https://goo.gl/MeLWxB>) involved in a Muslim prayer. After looking through all the pictures of the movements, explain why a prayer rug would be really important for this pillar of Islam.

Also read [this background and context information](https://goo.gl/SYgrik) (<https://goo.gl/SYgrik>) about the piece.

16. What is the function of the carpet?
17. What does the lamp hanging in the middle represent?
18. What do the flowers represent?
19. How do you think the design on this prayer rug would help the person using it?

20. Essential Question: Based on this work of art, answer the following essential question: How does art reflect and support religious beliefs and practice?

Day 3 Tour Stop - Fourth Pillar - Fasting - Sawm

Visit the Metropolitan Museum of Art Virtual Gallery: "[Muhammad's Call to Prophecy and the First Revelation](https://www.metmuseum.org/art/online-features/virtual-gallery/muhammad-s-call-to-prophecy-and-the-first-revelation)", [Folio from a Majma' al-Tavarikh \(Compendium of Histories\)](https://www.metmuseum.org/art/online-features/virtual-gallery/muhammad-s-call-to-prophecy-and-the-first-revelation) (<https://goo.gl/EClqW2>)

Take time to zoom in on the piece and examine all parts of it.

21. Who are the two figures in the painting? What do you notice about each of them? What are they each doing?
22. Pay attention to the landscape in the painting. Describe what the setting appears to be.
23. Scroll down and find the object name. What is a folio? What is a manuscript? [look these up]
24. Open the [following information about this piece](https://goo.gl/VYrsvQ) (<https://goo.gl/VYrsvQ>) from the Met's Educator's Guide to Islamic Art.
- a. Read the description. Does your description in #1-2 above match this description? If so, how? If not, how?
 - b. Read the context of the piece. Pay special attention to the verses listed as surrounding the picture. What do we learn about God from the verses? What do we learn about man?
25. Open the following link about [Islamic landmarks](https://goo.gl/qDap7Y) (<https://goo.gl/qDap7Y>) . Read the 2nd and 3rd bullet points on the page. How was the Quran given to Muhammad? How does this help you understand the importance of the Quran?

Background information: Visit the [BBC Religions Site explaining Sawm](https://goo.gl/qoMjxx). (<https://goo.gl/qoMjxx>)

26. Describe fasting during Ramadan.
27. Read the reasons for fasting listed on the site. Which one do you think is important? Explain.
28. How does fasting during Ramadan relate to the Quran?
29. Essential Question: Based on this work of art, answer the following essential question: How does art reflect and support religious beliefs and practice?

Day 4 Tour Stop - Fifth Pillar - Pilgrimage - Hajj

For this tour stop we are going to visit the British Museum in London.

Watch the video at [Hajj: Journey to the Heart of Islam](https://goo.gl/RjAanW) (<https://goo.gl/RjAanW> - British Museum).

30. What are your initial thoughts or questions about Hajj just based on this video?

Background information: Visit the [BBC Religions Site explaining Hajj](https://goo.gl/VYXUyz). (<https://goo.gl/VYXUyz>)

31. Read the introduction. Using the information, write your own 2 sentence definition of Hajj.

32. Scroll down and read the history of the Hajj. In the introduction, Mecca is described: “Mecca is a place that is holy to all Muslims. It is so holy that no non-Muslim is allowed to enter.” Based on the history, why is Mecca and the Kaaba so sacred to Muslims?

Visit the British Museum site: [The Meaning of Hajj](https://goo.gl/sxhefZ). (<https://goo.gl/sxhefZ>)

33. Scroll down to the photograph **A view of the Ka’ba by Reem Al Faisal (2000-3)**. What are your first impressions of this piece? What stands out? What do you notice first? (2 sentences)

34. Read the quote to the side of the photograph. How does the photo capture the message of her quote?

35. Visit [Modern Art of the Hajj](https://goo.gl/rdw0Cp) (<https://goo.gl/rdw0Cp>) on the British Museum site. Scroll down to the artwork piece titled **Magnetism By Ahmed Mater al-Ziad**. Take time to study the pictures...**avoid** reading his description. What are your first impressions of this piece? What stands out? What do you notice first? (2 sentences)

36. Read the description of Mater’s piece. Why did he choose to represent the Hajj with iron and magnets?

37. Essential Question: Based on these two works of art, answer the following essential question: How does art reflect and support religious beliefs and practice?

Day 5 Part 2 - Expressing Yourself - The Art of Faith

In Part 2 you will be learning about the third pillar of Islam, Zakat, researching a local charity, and then creating a coin bank to represent the charity.

Background Information: visit the [BBC Religions Site explaining Zakat](https://goo.gl/7B6o5T). (<https://goo.gl/7B6o5T>)

38. What is Zakat?

39. Read the list of benefits of zakat other than helping the poor. Which one do you think is the greatest benefit? Explain.

Charity as a religious practice is found in most faith traditions. Read the article [What do religions say about charity?](https://goo.gl/iyaRQi) (<https://goo.gl/iyaRQi>)

40. Based on the article, how do different religions compare in their views on charitable giving?

Charity Research: Using the internet, research a charity in your local area that you would be interested in supporting. Your local United Way’s website is a good place to start in finding charitable organizations in your area. Complete the following table about your chosen organization.

Name of Organization	
Mission Statement	
History - a short summary	
Services provided to the community	
Ways people can get involved with the organization	

Original Art Creation

As a final piece to this lesson, you will create an artistic coin bank representing the charity you researched. The idea is to use the bank over the next few months to collect your spare change and then give the money to the charity you researched.

Do a Google image search of “homemade coin banks” or “diy coin banks” to get possible design ideas.

Artistic Coin Bank Requirements:

- ☐ You must use a recycled container from your home.
- ☐ It must include color.
- ☐ It must include images and/or symbols to help express the purpose of the charity.
- ☐ It must include a spot for inserting money and a way to get the money out.
- ☐ It must effectively and creatively represent the charity. Think like an artist.
- ☐ Pay attention to the rubric on the following page.

Charity Research and Coin Bank Rubric

	Evidence (accuracy, facts, truth)	Effort (neatness, completeness)	Creativity (uniqueness,outside-the box)
Excellent 100%	1. All facts are correct and about the proper topic. 2. All the most important facts are included and show a deep understanding of the topic.	1. Everything is neatly written, drawn, and/or colored 2. Everything is very detailed. 3. All job requirements are met. 4. No grammar/spelling errors	1. Ideas and thoughts are original and/or unique. (use your own words) - Clever! 2. Shows evidence of thoughtful planning
Good 75%	3. Nearly all facts are correct and are from the proper topic. 4. Most important facts are included and show an understanding of the topic.	5. Mostly everything is neatly written, drawn, and/or colored. 6. Most things are detailed. 7. Most job requirements are met. 8. Some grammar/spelling errors	3. Most ideas and thoughts are original and/or unique - a little bit clever. 4. Shows some evidence of thoughtful planning.
Needs Work 50%	5. Many facts are incorrect or from the wrong topic. 6. Some key facts are missing which shows a lack of understanding of the topic.	9. Some parts are messy and/or missing color. 10. Few things are detailed. 11. Few job requirements are met. 12. Many grammar/spelling errors	5. Few original and/or unique thoughts and ideas - not much cleverness. 6. Show little evidence of thoughtful planning.

Assignment:	Evidence	Effort	Eccentricity	Grade Total	÷ 3	Final Avg. Grade
Charity Coin Bank						



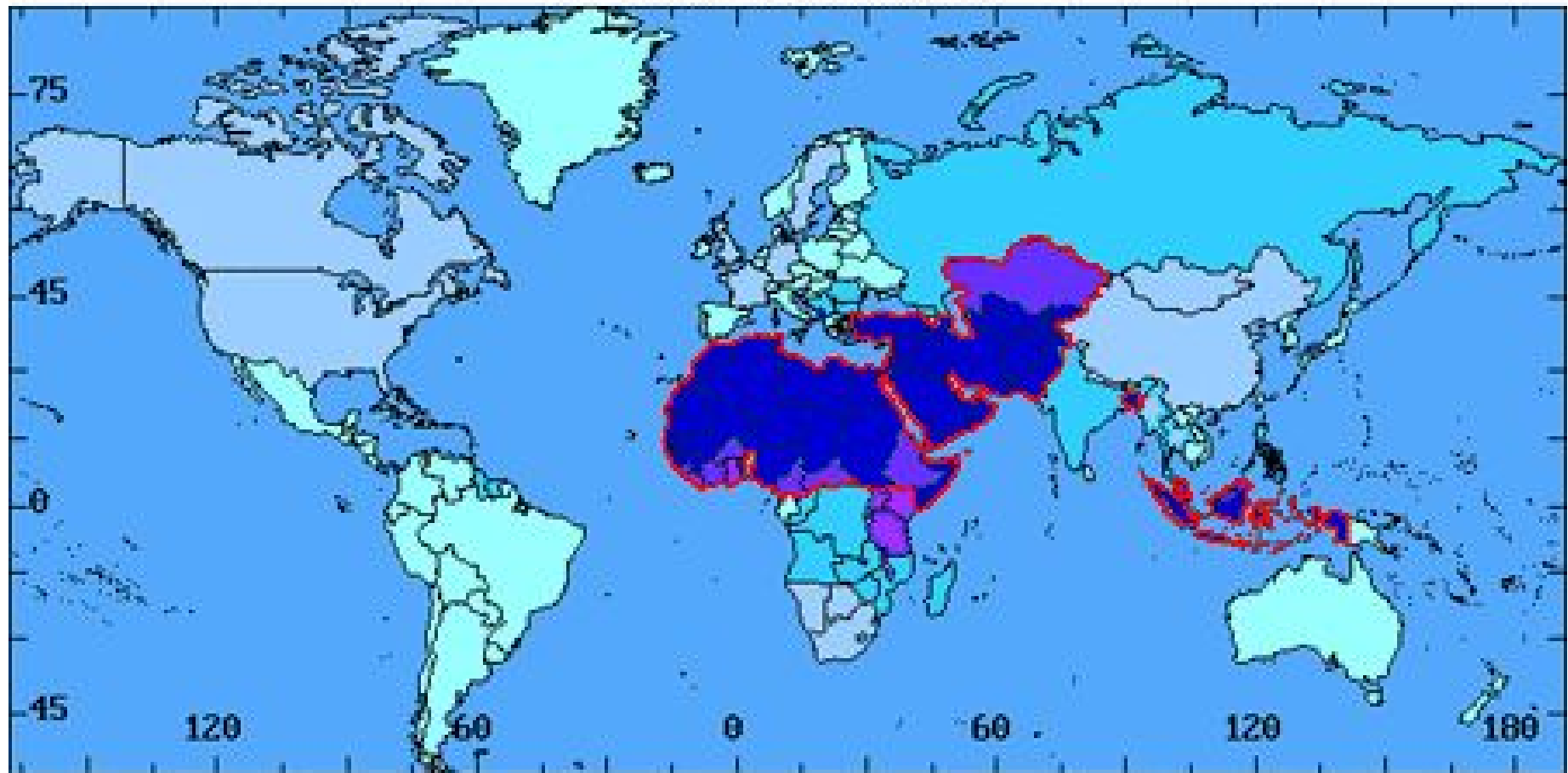
“The Believers are but a single Brotherhood,
So make peace with your brethren.”

The Quran 49:10

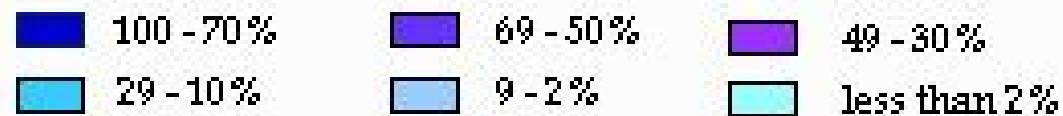
www.QuranicQuotes.com

The Art of Faith - The Five Pillars of Islam

Muslim Population 2000



— Border of The Union of Muslim Countries (UMC)



Islam

“Islam” means “surrender” or “submission”. “Salam” (which means “peace”) is the root word of “Islam”. In a religious context the word “Islam” means “the surrendering of one's will (without compulsion) to the true will of God in an effort to achieve peace”.

30 FACTS
ABOUT ISLAM

Download the PDF pamphlet
for free and read all facts at:
www.30FactsAboutIslam.com

Is•ken•de•re
of the E Mediterranean
333 B.C. Pop. 156,800.
Isl. abbr. island
Is•lam (is-läm', iz-, is-lām', iz-, is-lām', iz-)
characterized by the acceptance of the will of
God and of Muhammad as the prophet
The people or nations that profess the
The civilization developed by the
mission < 'aslama, to surrender, demand
make peace, surrender, demand
—Is•lam'ic adj.
Is•lam•a•bad (is-lām'-ahd)
stan, in the NE part of Pak.
cap. in 1967. Pop. 200,000.
Islamic calendar
oned from the year of

Muslim

“Muslim” means “anyone or anything that surrenders itself to the true will of God”. By this definition, everything in nature (trees, animals, planets, etc.) are “muslims” in a generic sense because they are in a state of surrender to God's will. In other words, they are fulfilling the purpose for which God created them.

30 FACTS
ABOUT ISLAM

Download the PDF pamphlet
for free and read all facts at:
www.30FactsAboutIslam.com

IMAGE BY PUBLICDOMAINARCHIVE.COM

Islam: A Civilization

Islam is not a new religion or cult. It is a universal way of life and civilization. Studies show that between 1.5 and 1.8 billion people in the world identify their religion as Islam. Along with Judaism and Christianity it traces its roots through Prophet Abraham and back to the first humans Adam and Eve.

30 FACTS
ABOUT ISLAM

Download the PDF pamphlet
for free and read all facts at:
www.30FactsAboutIslam.com



IMAGE BY NAIM FADIL ON FLICKR

The 5 Pillars of Islam

There are five pillars of practice in Islam. These practices must be undertaken with the best of effort in order to be considered a true Muslim:

- 1) Declaration of faith: A statement proclaiming the belief in One God and that Muhammad is a prophet of God. To become Muslim a person simply recites this statement publicly, and in Arabic.
- 2) Formal prayer five times a day.
- 3) Poor-due tax: 2.5% of one's excess wealth given to the needy once a year.
- 4) Fasting during the daylight hours in the month of Ramadan.
- 5) Pilgrimage to Mecca at least once, if physically and financially able.

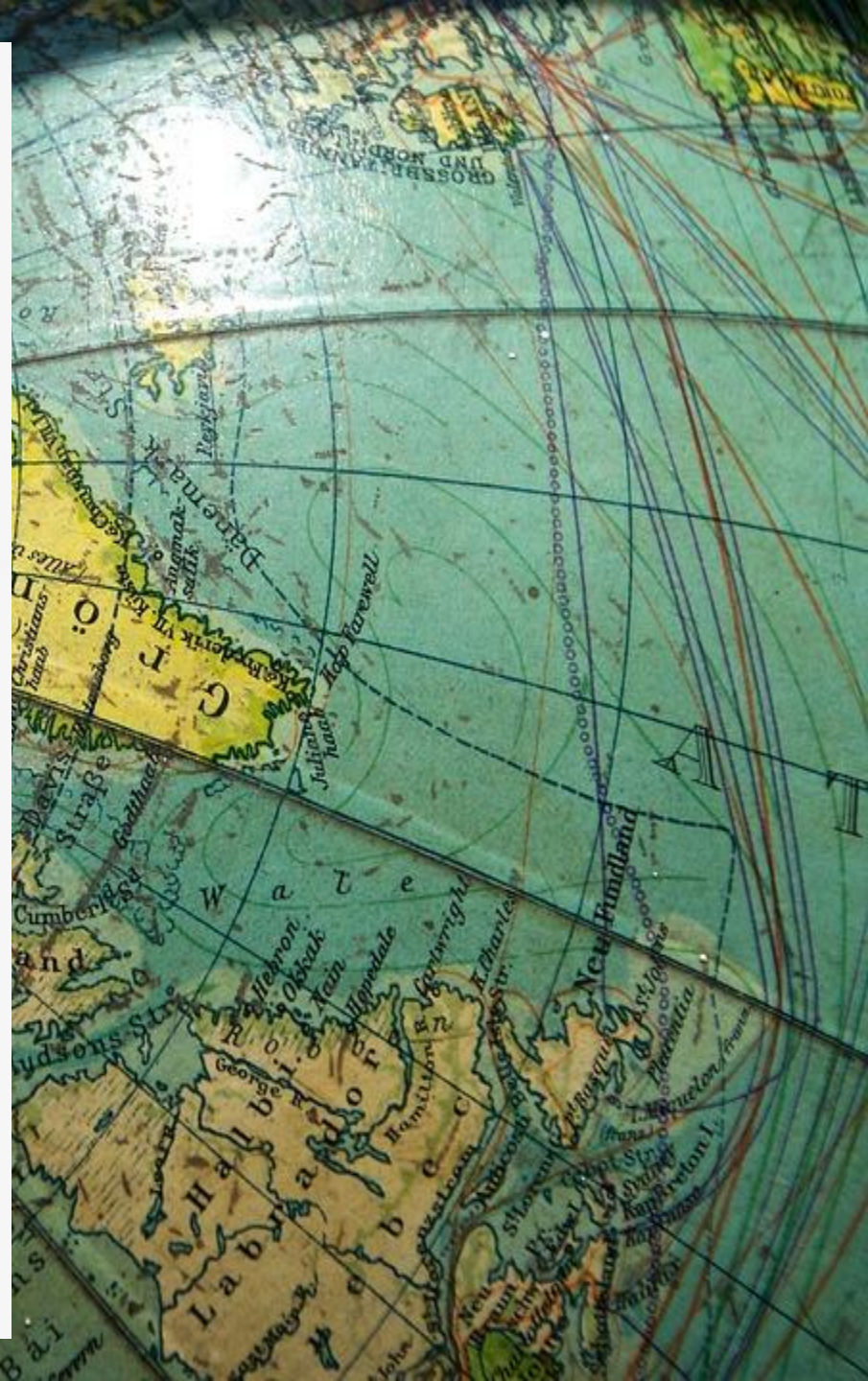
30 FACTS
ABOUT ISLAM

Get the eBook and pamphlet
for free and read all facts at:
www.30FactsAboutIslam.com



IMAGE BY JÖRG PETER ON PIXABAY

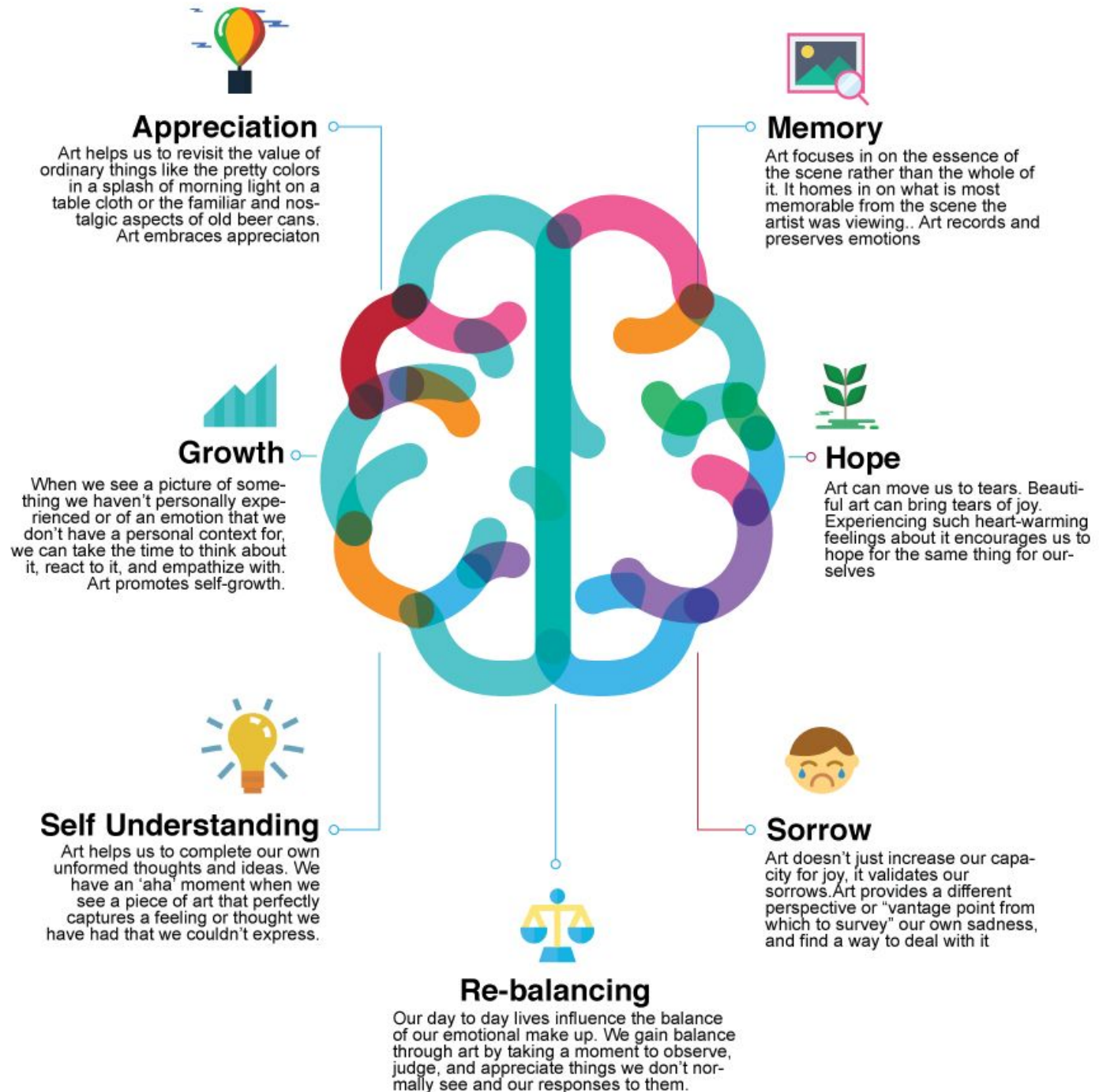
THE
“*earth*”
WITHOUT
“*art*”
IS
JUST
“*eh.*”

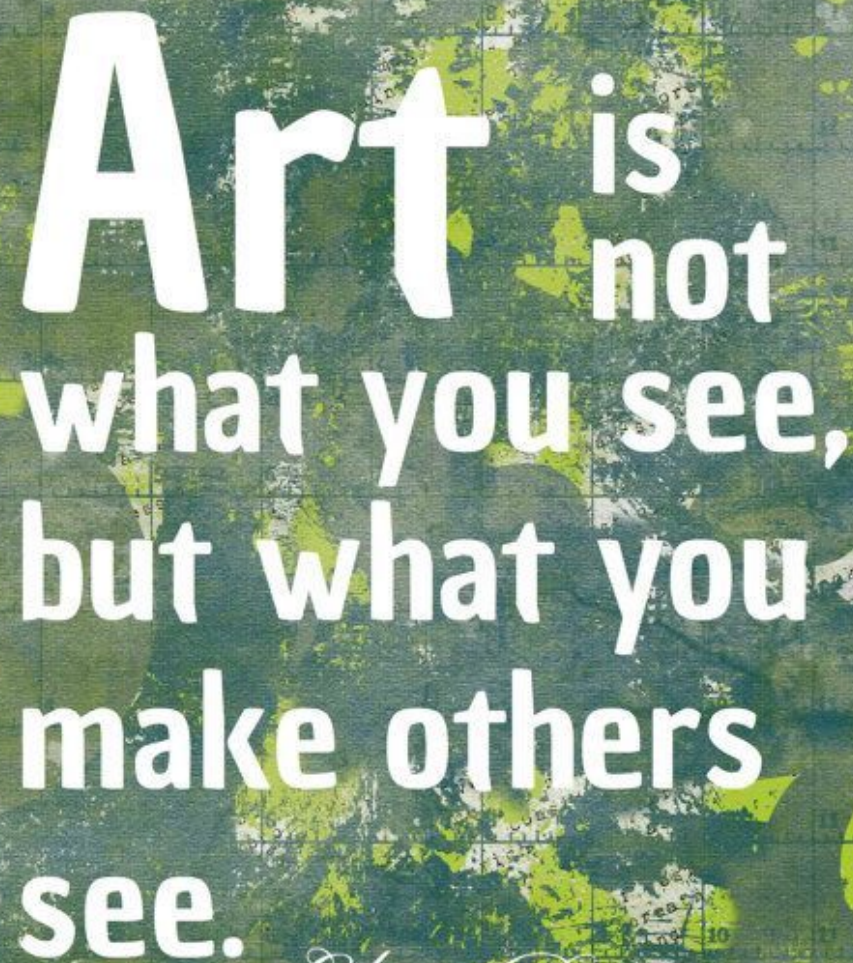


Engaging Art

How does art help us grow and evolve in our understanding of ourselves, each other, and the world we live in?

Based on the book, Art as Therapy, by Alain De Botton and John Armstrong.



The background of the quote is a dark, textured surface with a faint grid pattern. It is covered in various splatters and blotches of color, primarily in shades of green, yellow, and blue, giving it a painterly or abstract appearance.

Art is
not
what you see,
but what you
make others
see.

Edgar Degas

TheArtofObservation.com

Because faith is an integral part of people's life, it is often the subject of beautiful works of art. Material objects are often created to reflect the feelings and values of the artist.




This week we are going to virtually visit the Metropolitan Museum of Art in New York and the British Museum to find the Five Pillars of the Islamic faith. These are the five basic practices of Muslims since the time of Muhammad.





کرده اند و اتصال بین ایشان و نبوت خود بدست هیچ سال و معجزه از نبی ظاهر نیست سال و الله اعلم الغیوب و آید القوم

ذكر ايداد وحى واغراض دعوت بنو اسرائيل وات الله عليهم


[illegible][illegible]

Part 1 - Virtual Tour - The Art of Faith

Essential Question: Based on this work of art, answer the following essential question: How does art reflect and support religious beliefs and practice?



**Essential Question:
Based on this work
of art, answer the
following essential
question: How
does art reflect
and support
religious beliefs
and practice?**




**Essential Question:
Based on this work
of art, answer the
following essential
question: How
does art reflect
and support
religious beliefs
and practice?**

**Essential Question:
Based on this work
of art, answer the
following essential
question: How
does art reflect
and support
religious beliefs
and practice?**






Essential Question:
Based on this work
of art, answer the
following essential
question: How
does art reflect
and support
religious beliefs
and practice?




Essential Question: Based on this work of art, answer the following essential question: How does art reflect and support religious beliefs and practice?

Part 2 - Expressing Yourself - The Art of Faith



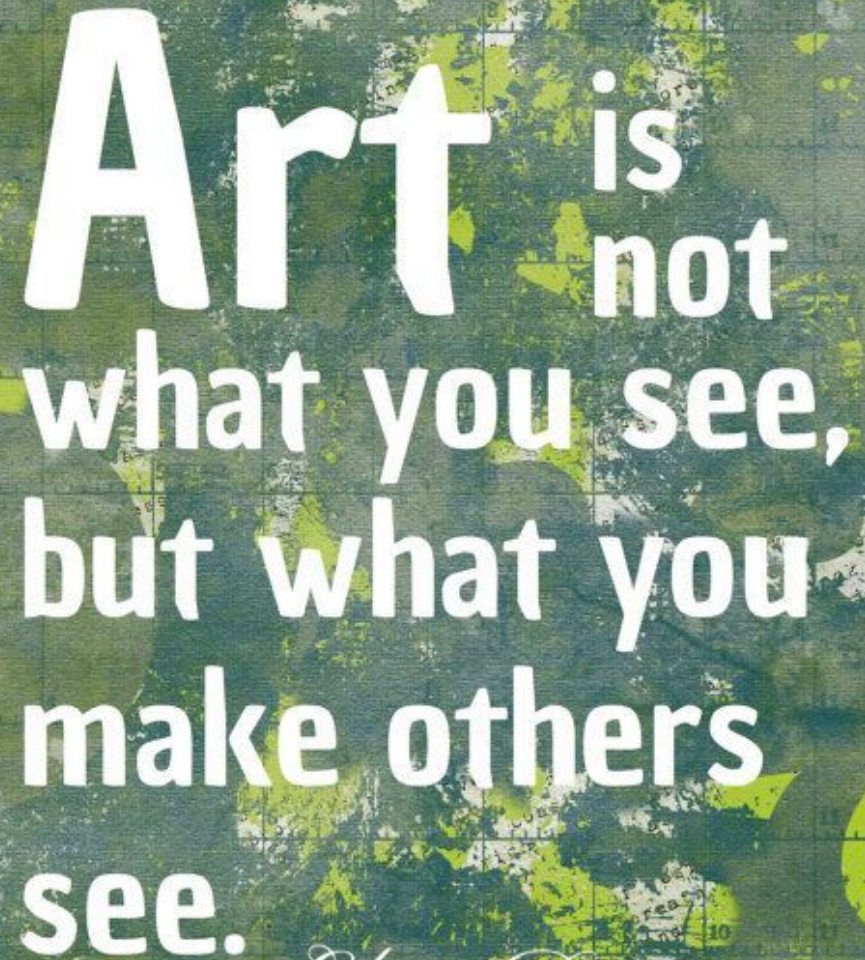
- In Part 2 you will be
1. learning about the third pillar of Islam: Zakat
 2. researching a local charity
 3. creating a coin bank to represent the charity.





Google Search
for ideas!

**Keep this in
mind when
creating your
bank.....**



**Art is
not
what you see,
but what you
make others
see.**

Edgar Degas

TheArtofObservation.com

Charity Research and Coin Bank Rubric

	Evidence (accuracy, facts, truth)	Effort (neatness, completeness)	Creativity (uniqueness,outside-the box)
Excellent 100%	1. All facts are correct and about the proper topic. 2. All the most important facts are included and show a deep understanding of the topic.	1. Everything is neatly written, drawn, and/or colored 2. Everything is very detailed. 3. All job requirements are met. 4. No grammar/spelling errors	1. Ideas and thoughts are original and/or unique. (use your own words) - Clever! 2. Shows evidence of thoughtful planning
Good 75%	3. Nearly all facts are correct and are from the proper topic. 4. Most important facts are included and show an understanding of the topic.	5. Mostly everything is neatly written, drawn, and/or colored. 6. Most things are detailed. 7. Most job requirements are met. 8. Some grammar/spelling errors	3. Most ideas and thoughts are original and/or unique - a little bit clever. 4. Shows some evidence of thoughtful planning.
Needs Work 50%	5. Many facts are incorrect or from the wrong topic. 6. Some key facts are missing which shows a lack of understanding of the topic.	9. Some parts are messy and/or missing color. 10. Few things are detailed. 11. Few job requirements are met. 12. Many grammar/spelling errors	5. Few original and/or unique thoughts and ideas - not much cleverness. 6. Show little evidence of thoughtful planning.

Assignment:	Evidence	Effort	Eccentricity	Grade Total	÷ 3	Final Avg. Grade
EXAMPLE Grade	75	100	75	250		83