

First Amendment & *Virginia v. Black*




-To view this PDF as a projectable presentation, save the file, click “View” in the top menu bar of the file, and select “Full Screen Mode”

-To request an editable PPT version of this presentation, send a request [to CarolinaK12@unc.edu](mailto:CarolinaK12@unc.edu)

Human Continuum I


- You are going to be shown a series of images.
- If the picture arouses a very negative emotion, stand at the -5. You can stand in between -5 and 0 for lesser degrees of negative feelings.
- If the symbol arouses no emotion, stand at the 0.
- If the picture arouses a very positive emotion, stand at the +5. You can stand in between 0 and +5 for lesser degrees of positive feelings.
















Human Continuum II

- I am going to read a list of statements.
- If you strongly disagree with the statement, stand at -5.
- If you strongly agree, stand at +5.
- If you neither agree nor disagree (neutral or no opinion), stand at the 0.
- You can stand anywhere between -5 and +5 to show lesser degrees of agreement or disagreement.